



Workshop

Secular Stagnation in the Eurozone and the Divergence between the Core and Periphery: Policy proposals beyond unconventional monetary policy

Co-organized by the Foundation of European Progressive Studies (FEPS)
and [Greenwich Political Economy Research Centre](#) (GPERC)

21st June 2018, 16:00 – 18:30

*University of Greenwich, King William Court, KW 302
Old Royal Naval College, Park Row, London, SE10 9LS, (UK)*

We would like to invite you to a workshop on “Secular Stagnation in the Eurozone and the Divergence between the Core and the Periphery: policy proposals beyond unconventional monetary policy”, where we will present the findings of the FEPS-GPERC research project on secular stagnation and discuss how it can be addressed in Europe. Speakers include Dr. Ernst Stetter (FEPS Secretary General), Prof. Jan Fagerberg (University of Oslo), Prof. Annamaria Simonazzi (University La Sapienza of Rome), and Dr. Alberto Botta (GPERC, University of Greenwich).

Please [register here](#).

Programme

Discussion introduced and chaired by Dr. Ernst Stetter (FEPS Secretary General)

Dr. Alberto Botta, (GPERC and University of Greenwich): **Secular stagnation in the eurozone: Macroeconomic evidence and policy proposals beyond unconventional monetary policy.**

Prof. Annamaria Simonazzi (University La Sapienza of Rome): **Crisis in the European Monetary Union: A core-periphery perspective.**

Prof. Jan Fagerberg (University of Oslo): **The role of innovation policy in simultaneously addressing economic, environmental and governance challenges in Europe.**

18:00 – 18:30 Drinks reception

This joint activity received financial support from the European Parliament.



About GREENWICH POLITICAL ECONOMY RESEARCH CENTRE - GPERC

GPERC brings together an innovative group of researchers who want to expand the knowledge frontier by challenging orthodoxies in economic and social science research. The aim of GPERC is to encourage interdisciplinary analysis of the linkages between institutions, power structures and economic dynamics with a view to:

- Enhance knowledge of the pressing problems of our time such as inequalities, unemployment, climate change, energy crisis, housing crisis, care deficit, ageing, productivity, innovation, and technological change;
- Expand the range of evidence-informed and progressive options for policy and practice.

Please visit our website for the [Greenwich Papers in Political Economy](#), GPERC [Policy Briefs](#), other publications, and [forthcoming events](#).

GPERC also has a research collaboration with the Foundation for European Progressive Studies (FEPS). Follow us on [facebook](#) and [twitter](#).

GETTING TO THE UNIVERSITY OF GREENWICH

DOCKLANDS LIGHT RAILWAY (DLR)

Cutty Sark DLR Station is located in the heart of Greenwich town centre a two minute walk to the campus West Gate entrance. Direct services run from Bank, Canary Wharf, Lewisham and Stratford and easy connections are available from Tower Gateway, Beckton and London City Airport. Please refer to the Greenwich Campus Plan and the Campus Explorer for help with directions to the campus.

TRAINS - NATIONAL RAIL

Southeastern provides the services to and from Greenwich. From Central London there are direct trains from Cannon Street and London Bridge. From the east services operate from Dartford. There are also direct services from Medway towns to Lewisham linked to Greenwich by the DLR. There are two stations close to the campus. 1) Greenwich Station: to the west of the town centre on Greenwich High Road and a 10 minute walk from the campus West Gate entrance, and 2) Maze Hill Station: to the east of the town centre and around 5 minutes walk to the campus East Gate entrance.

LONDON UNDERGROUND (TUBE)

For connections from the Tube network, the quickest option is to alight at Canary Wharf station on the Jubilee Line and get a DLR Lewisham bound train to Cutty Sark station.

BUS






The following busses stop just outside the campus: 129 - North Greenwich - Greenwich; 177 -Thamesmead - Peckham; 180 - Belvedere - Lewisham; 188 - North Greenwich - Russell Square;199 - Canada Water - Catford; 286 - Sidcup - Greenwich; 386 - Blackheath - Woolwich Arsenal.



Greenwich Campus

- 1 East Gate Entrance**
 - Security and Information
- 2 Queen Anne Court**
 - Events Office
 - Greenwich Maritime Institute
 - Open Computing Facilities
 - Stephen Lawrence Gallery
- 3 Queen Mary Court**
 - Accommodation Office
 - University Café
 - Disability & Dyslexia Team
 - Enquiry Unit and International Office
 - Open Computing Facilities
 - Student Centre
- 4 King William Court**
- 5 University Bookshop**
- 6 West Gate Entrance**
- 7 Dreadnought Building**
- 8 Stephen Lawrence Building**
- 9 Devonport House**
 - Conference Centre
 - Postgraduate and Mature Students' Accommodation
- 10 Cooper Building**
 - Bar Latitude
 - Students' Union
- 11 Stockwell Street**
- 12 Cutty Sark Hall**

-  **Docklands Light Railway:** please visit www.tfl.gov.uk/dlr for the latest information
-  **Bus Stops:** please visit www.tfl.gov.uk/buses for the latest information
-  **Bus Stop** (university bus service - Medway)

-  **Bus Stop** (university bus service - Avery Hill)
-  **Public Parking**
-  **Disabled Parking**
-  **Brompton Dock** (bike hire)
-  **Restaurant/Café**

Based on this campus:

- Faculty of Architecture, Computing & Humanities
- Business School

For a list of departments belonging to these faculties, please see page 22.

Finding your way around: room numbers usually correspond to floor level, e.g. room 001 = ground floor; room 101 = first floor; room 201 = second floor. A prefix may be used to indicate which building, e.g. QA001 = Queen Anne, room 001; KW001 = King William, room 001.

